

CZT

SPECIFICATION FOR APPROVAL

CUSTOMER _____

CUSTOMER'S PART NO. _____ **REV.** _____

DESCRIPTION _____ **RJ45 ICM (10/100 Base-T 2*4 Ports)**

CZT'S PART NO. _____ **JDA241150104** **REV.** **A**

CZT OLD P/N _____

ISSUE NO. _____ **15B-196**

ISSUE DATE _____ **JUN.25,2015**

<input type="checkbox"/> APPROVED	<input type="checkbox"/> REJECTED:
<input type="checkbox"/> APPROVED UNDER THE CONDITIONS:	

SuZhou Yihua Communicated Connector Co., Ltd.

**Add: No.1558, Linhu East Road, Foho New&Hi-tech industrial Development Zone ,
Wujiang, Jiangsu, P.R.C.**

TEL:+86-512-82078810

FAX:+86-512-8207885 8

DongGuan Yihua Electronic Co., Ltd.

Add: Yihua Holdings Industrial park , Cuntou district, Hu'men Town,

TEL:+86- 769-8624 0111

FAX:+86-769-8624 0238

Note:

- 1. This specification is the proprietary of Yihua Communicated Connector Co., Ltd. and is not allowed to be revealed to third party without any written approval .**
- 2. This specification is valid within 1 year before approval, and for any updated specification information required, please contact with CZT's sales window before order releases.**

SPECIFICATION FOR APPROVAL

Customer Part No.:
CZT Part No.: JDA241150104
Part Name: RJ45 ICM (10/100 Base-T 2*4 Ports)

Page 2 of 6

CZT

SPECIFICATION FOR APPROVAL

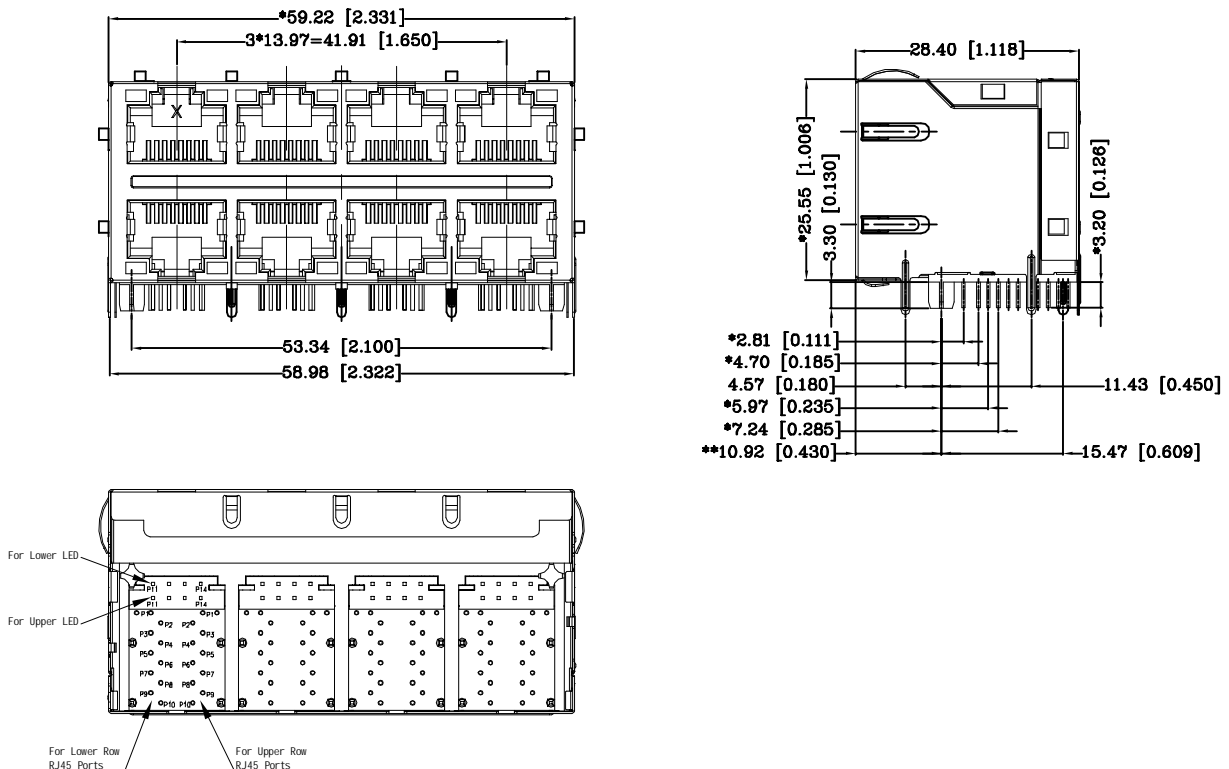
Customer Part No.:
CZT Part No.: JDA241150104
Part Name: RJ45 ICM (10/100 Base-T 2*4 Ports)

Rev.: A



4. Mechanical Dimension and Notes:

4-1. Mechanical Dimension:



Unless otherwise specified, all dimensions tolerances is ± 0.254 / 0.010 .

4-2. Notes:

- CONNECTOR MATERIAL:
HOUSING: PA66 BLACK UL94 V-0
INSERTER: PBT BLACK UL94 V-0
SHIELD: Brass
SHIELD PLATING: NICKEL
CONTACT: COOPER ALLOY
CONTACT PLATING: SELECTIVE GOLD, 6 MICRO-INCHES MIN IN CONTACT AREA
- PIN NOT ELECTRICALLY CONNECTED MAYBE OMITTED SEE ELECTRICAL DRAWING FOR OMITTED PINS
- RJ45 CAVITIES CONFORM TO FCC RULES AND REGULATION PART 68.
- THE PART IS RECOMMENDED FOR WAVE SOLDERING PROCESS PEAK SOLDERING TEMPERATURE IS 260°C MAX, 10 SECS MAX
- OPERATING TEMPERATURE $T = 0^{\circ}\text{C}$ TO $+70^{\circ}\text{C}$.
- STORAGE TEMPERATURE $T = -40^{\circ}\text{C}$ TO $+85^{\circ}\text{C}$.
- ALL CRITICAL DIMENSIONS WITH ***

LED SPECIFICATION			
STANDARD LED	WAVELENGTH	Forward V(max)	TYP
GREEN	565nm	2.4V	2.2V
YELLOW	590nm	2.5V	2.1V

*WITH A FORWARD CURRENT OF 20mA

Drawn by

Designed by

Approved by

CZT

SPECIFICATION FOR APPROVAL

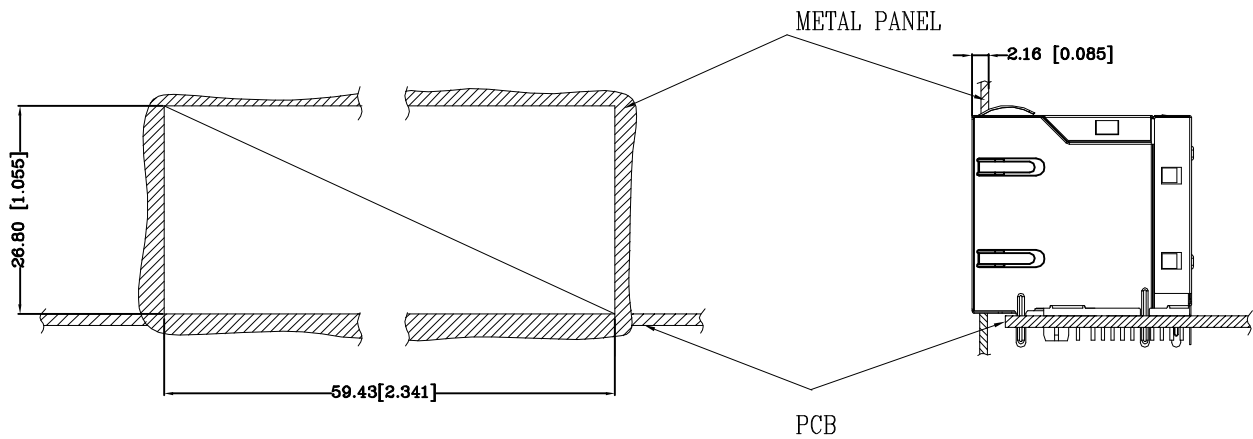
Customer Part No.:
CZT Part No.: JDA241150104
Part Name: RJ45 ICM (10/100 Base-T 2*4 Ports)

Rev.: A



5. Label and Recommended PWB Layout and Suggested Panel Opening:

5-1. Suggested Panel Opening:



UNIT: mm / inch
Tolerances: ± 0.10 / 0.004

REFERENCE ONLY

CZT

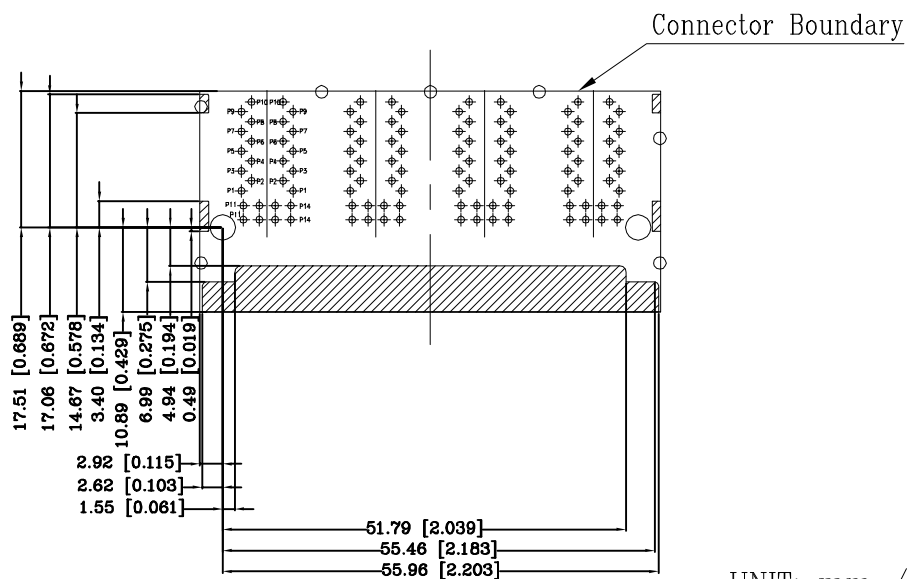
SPECIFICATION FOR APPROVAL

Customer Part No.:
CZT Part No.: JDA241150104
Part Name: RJ45 ICM (10/100 Base-T 2*4 Ports)

Rev.: A

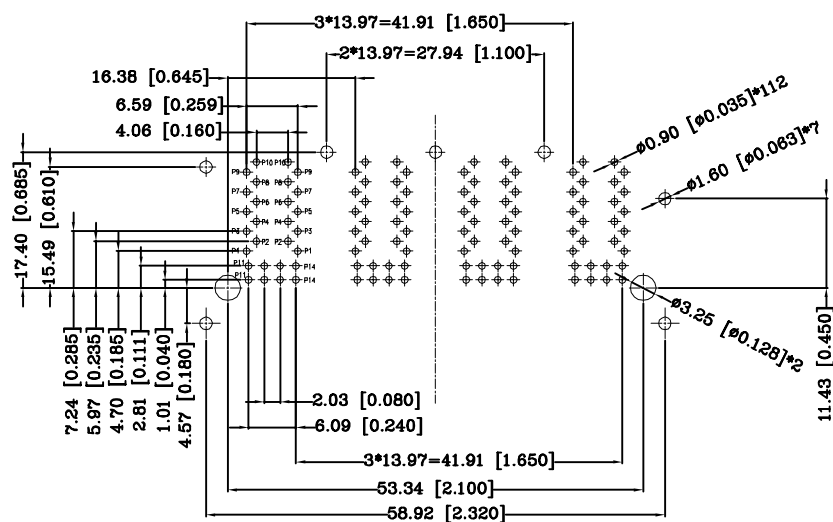


5-2. Keep-Out Area (Component Side View):



UNIT: mm / inch
Tolerances: ± 0.10 / 0.004

5-3. Recommended PWB Layout (Component Side View):



UNIT: mm / inch
Tolerances: ± 0.10 / 0.004

CZT

SPECIFICATION FOR APPROVAL

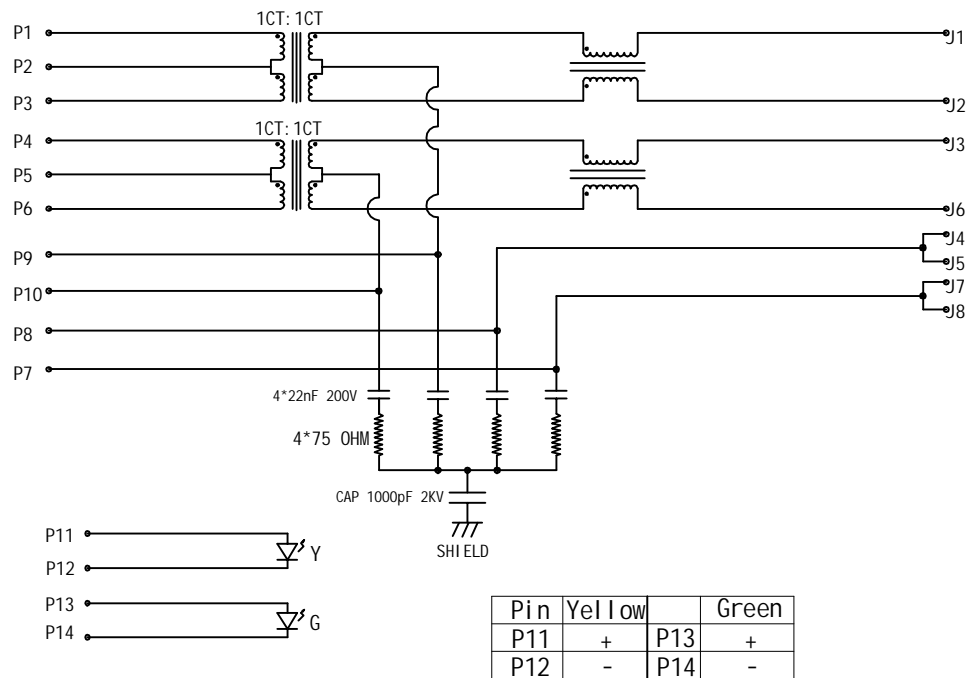
Customer Part No.:
CZT Part No.: JDA241150104
Part Name: RJ45 ICM (10/100 Base-T 2*4 Ports)

Rev.: A



6. Circuit Schematic and Electronical Specifications:

6-1. Circuit Schematic:



6-2. Electronical Specifications:

- 1.0 Turn Ratio @100KHz: (P1~P3):(J1~J2) = 1:1±5%
(P4~P6):(J3~J6) = 1:1±5%
- 2.0 Primary Inductance: 350uH MIN @100KHZ,0.1V 8mA DC BIAS
- 3.0 DC Resistance:(J1~J2):(J3~J6) 1.2 OHMS MAX
- 4.0 Insertion Loss: 1-100MHz -1.2dB MAX
- 5.0 Return Loss: 1-30MHz -16dB MIN
30-60MHz -12dB MIN
60-80MHz -10dB MIN
- 6.0 CROSS TALK: 1-100MHz -30dB MIN
- 7.0 COMMON TO COMMON MODE ATTENUATION: 1-100MHz -30dB MIN
- 8.0 Isolation: PHY Side to Line Side: 500VAC
- 9.0 DC CURRENT/VOLTAGE RATING-PSE PINS: 350mA @57V(CONTINUOUS)